


Overdose Fatality for Riverside County Residents January - May 2021/2022 Preliminary Data



Total Deaths -January -
December 2021

805

Total Deaths - January
May 2022

290

Median Age - January -
December 2021

46

Median Age -January -
May 2022

46

Figure 1: Count of Fatal Overdoses by Month 2019-2022

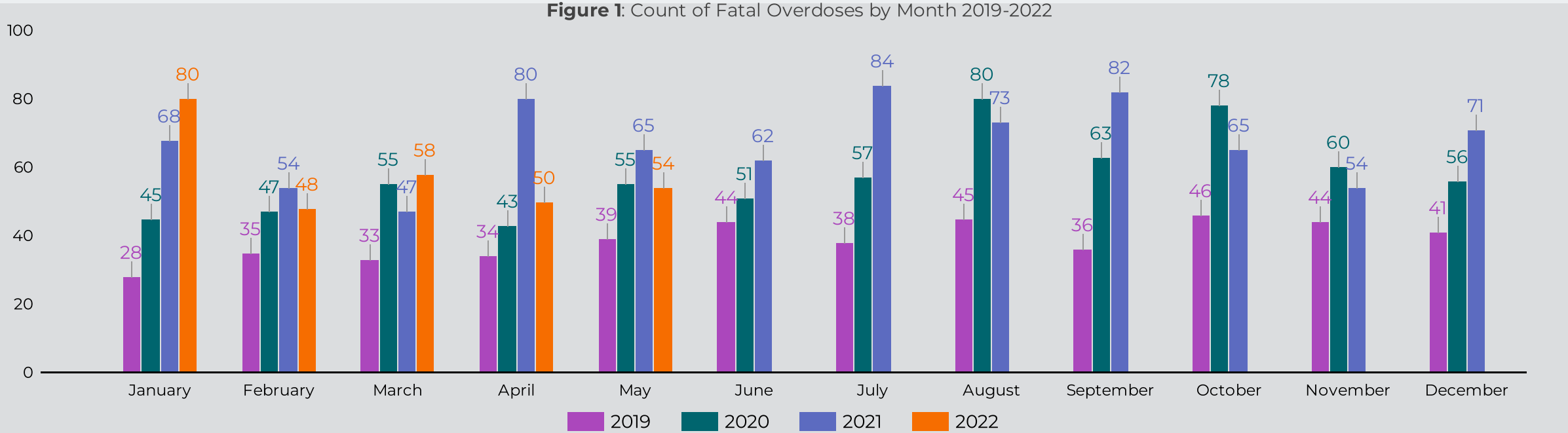


Figure 2: Count of Fatal Overdoses by Drug Class *



*The drug categories are not mutually exclusive with the exception of other (overdoses that did not involve any other drug category)

Table 1: Place of Death-2022

Place Of Death	Count (Total)	Count (Excluding People Experiencing Homelessness)
HOTEL/MOTEL	15	12
OTHER	3	2
OUTDOOR	46	19
RESIDENCE	28	25
UNKNOWN	194	172
VEHICLE	4	3

Residence: Includes decedent residence, family, friends, or any type of residence.

Values are for decedents who reside in Riverside County, place of death could have occurred in or outside of county.

Overdose Fatality for Riverside County Residents January - May 2021/2022 Preliminary Data


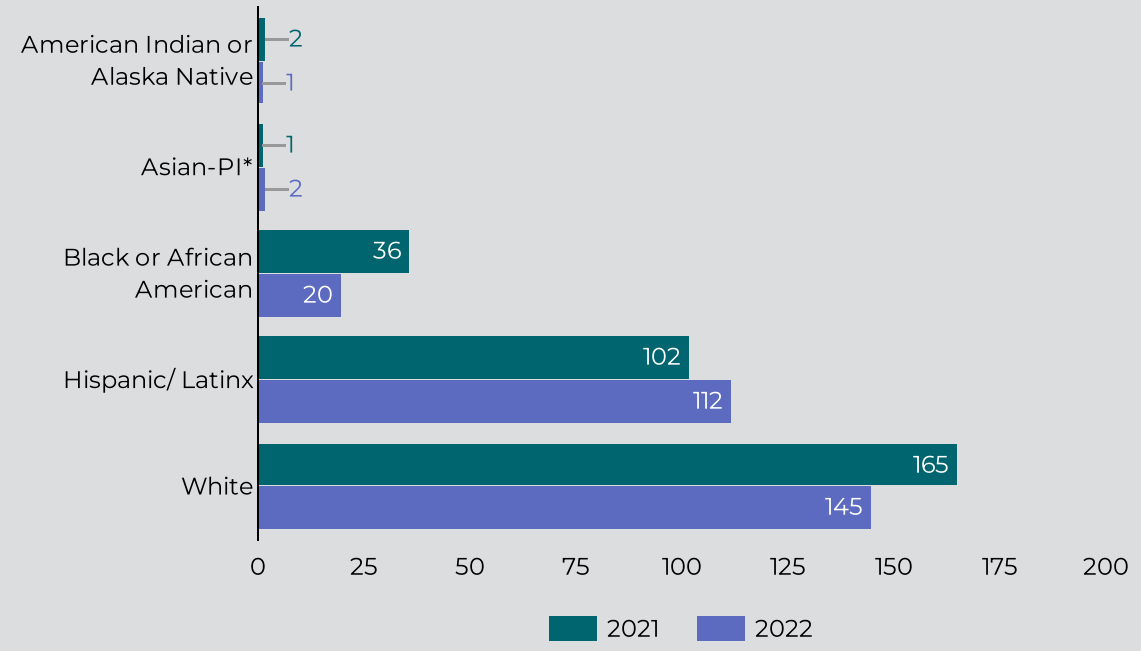


Figure 3 : Count of Fatal Overdoses by Age



Figure 4 : Count of Fatal Overdoses by Race / Ethnicity



*Asian and Pacific Islander are reported together due to small numbers

Figure 5: Fatal Overdoses by Gender 2022

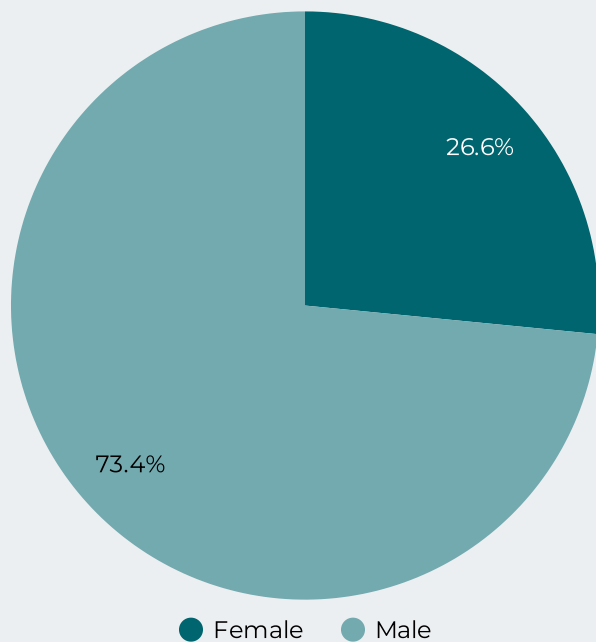
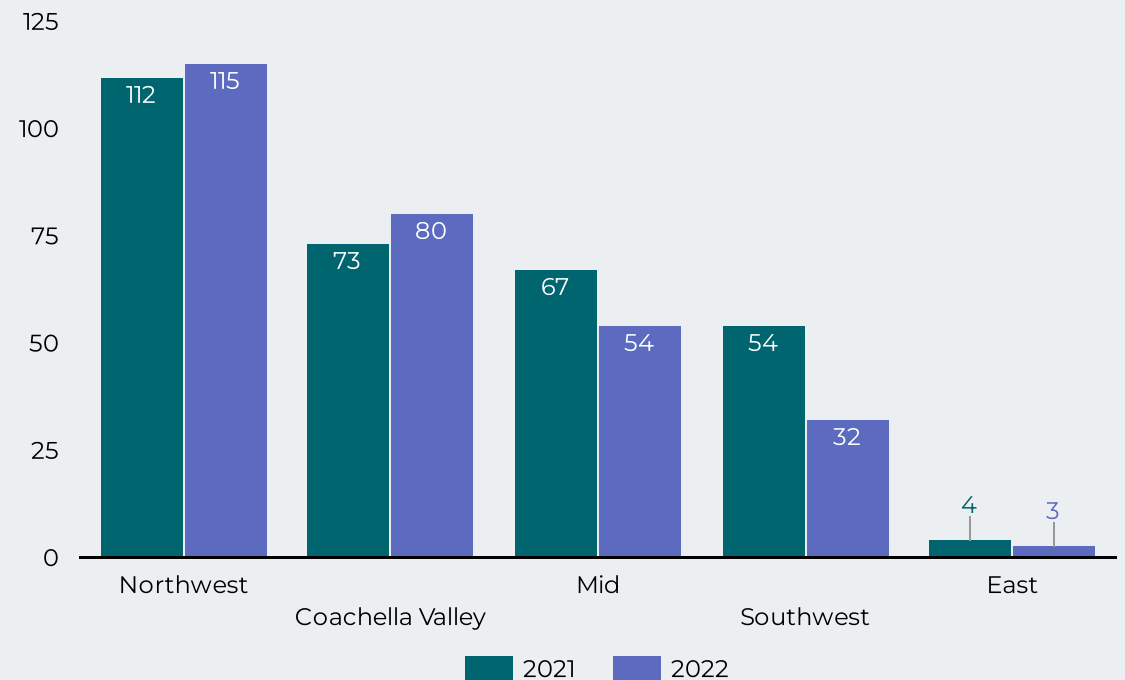


Figure 6: Overdose Deaths by Region



Overdose Fatality for Riverside County Residents January - May 2021/2022 Preliminary Data


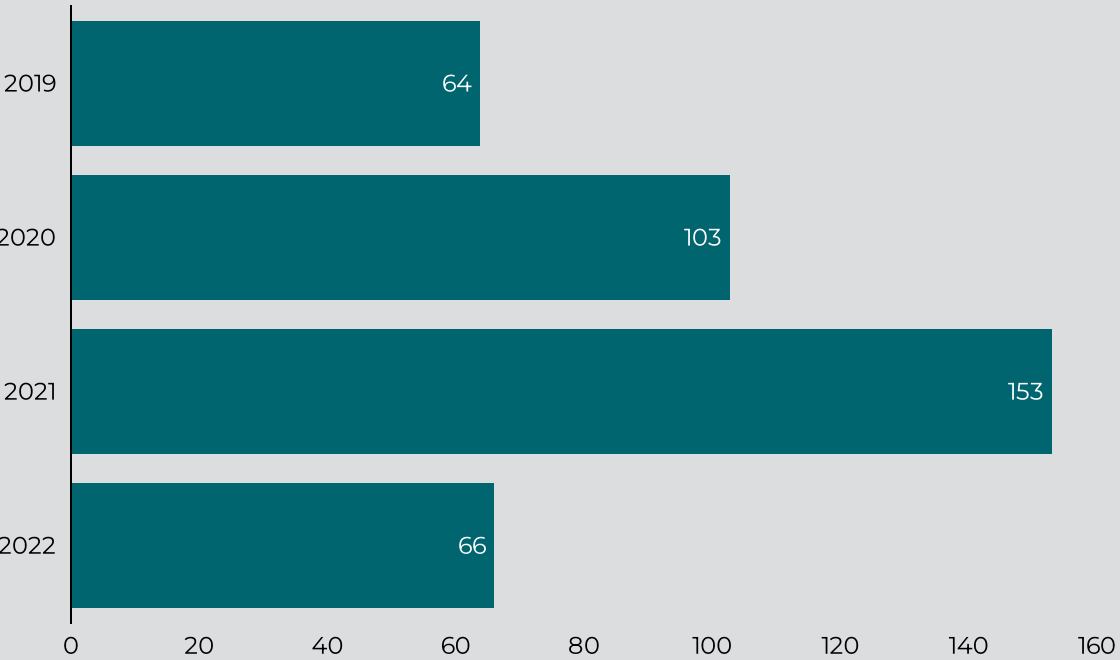


Figure 7: Count Overdose Deaths* among People Experiencing Homelessness by Year



*Counts include both occurrent and resident overdose deaths among people experiencing homelessness.

Figure 8: Overdose Deaths with Evidence of Injection Drug Use - 2022

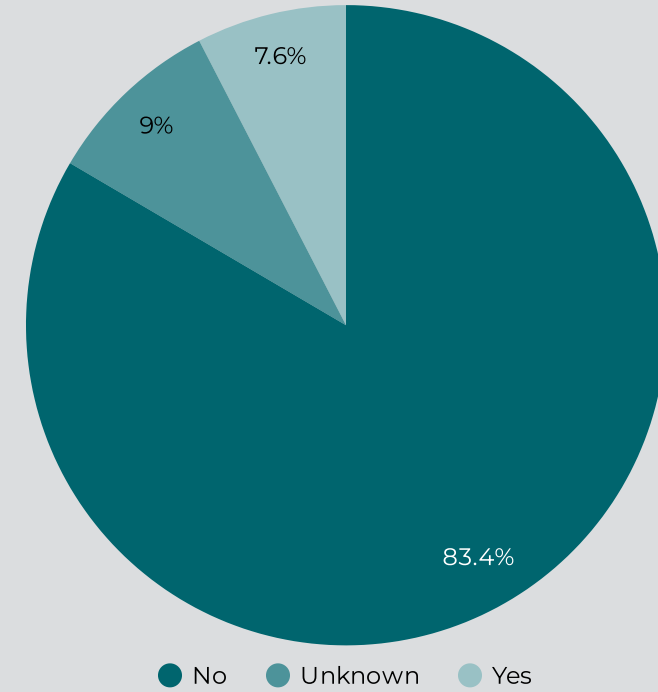
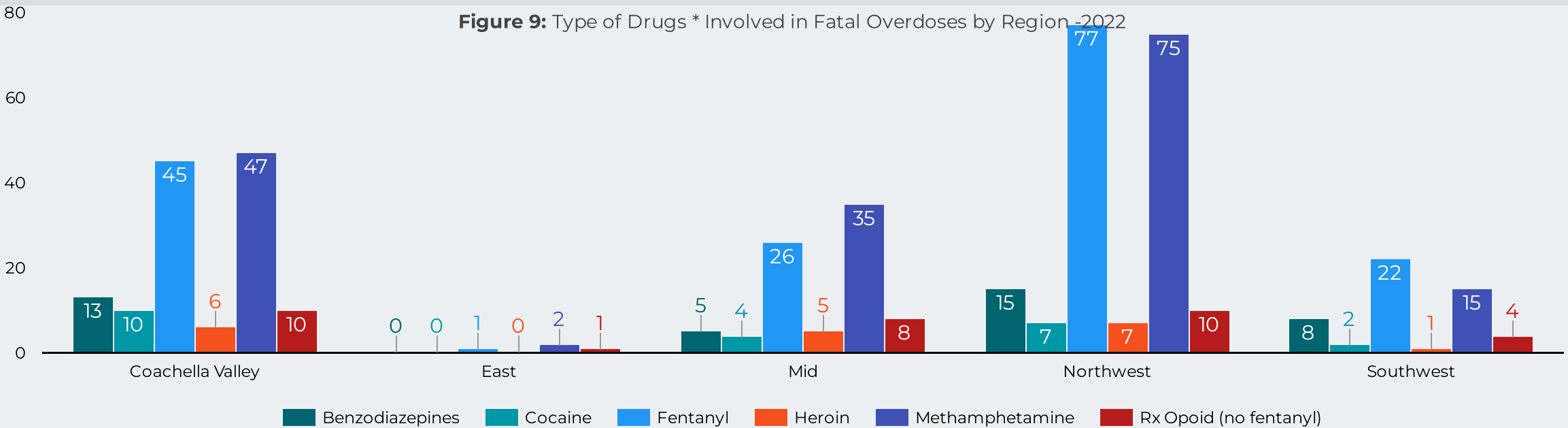


Figure 9: Type of Drugs * Involved in Fatal Overdoses by Region -2022



*The drug categories are not mutually exclusive.

** A key for all the regions is found on the last page of the report.

Overdose Fatality for Riverside County Residents January - May 2022 Preliminary Data




Figure 10: Type of Drugs* Involved in Fatal Overdoses by Age

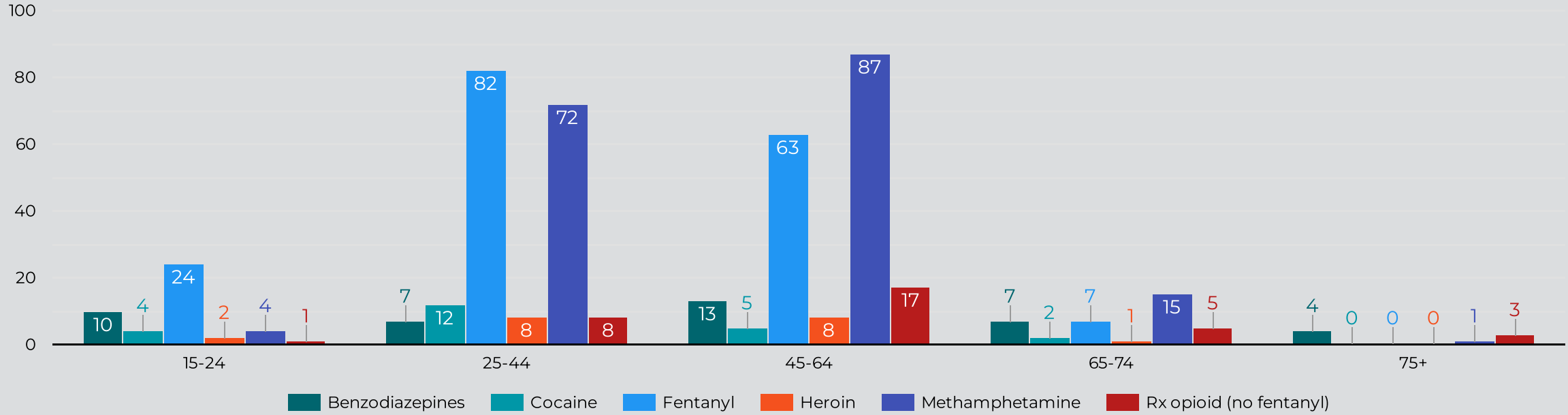
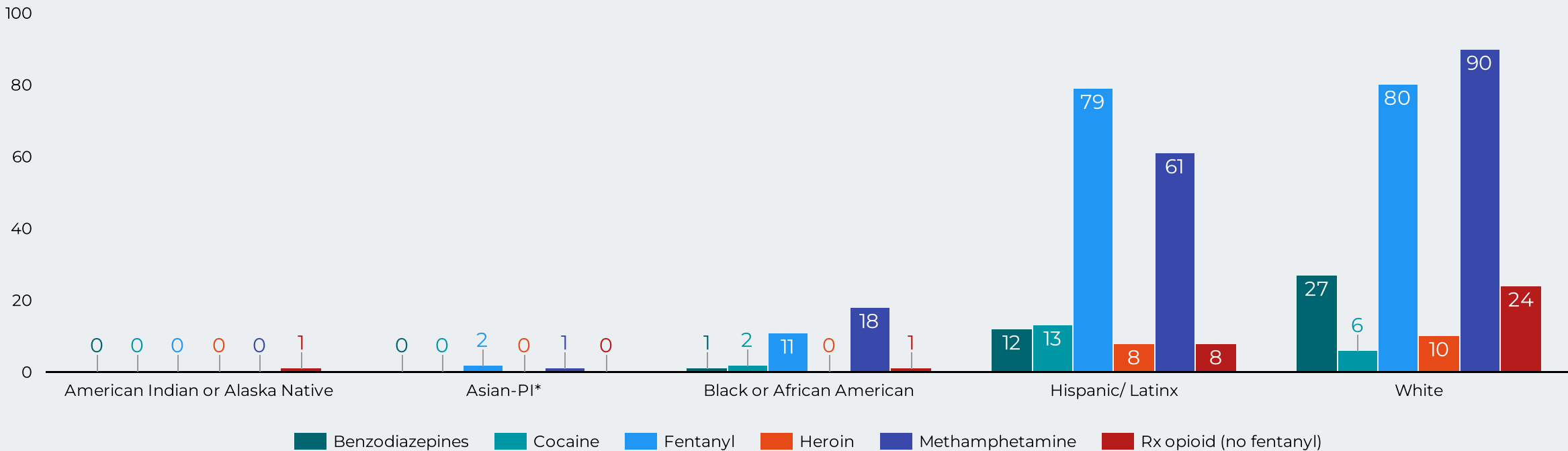



Figure 11: Fatal Overdoses by Race / Ethnicity and Drug Type *



Riverside County Residents Emergency Department September 1, 2021 - August 31, 2022, Preliminary Data



Drug Related ED Visits During Year -2022
3,154

Opioid Related ED Visits During Year-2022
1,182

Figure 12: Drug-Related Emergency Department Visits (All Drugs) by Gender August 2022

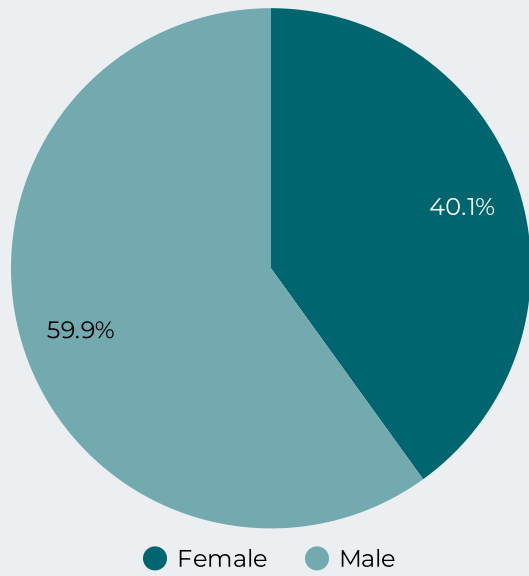


Figure 13: Count of Drug-Related Emergency Department Visits by Age (All Drugs) August 2022

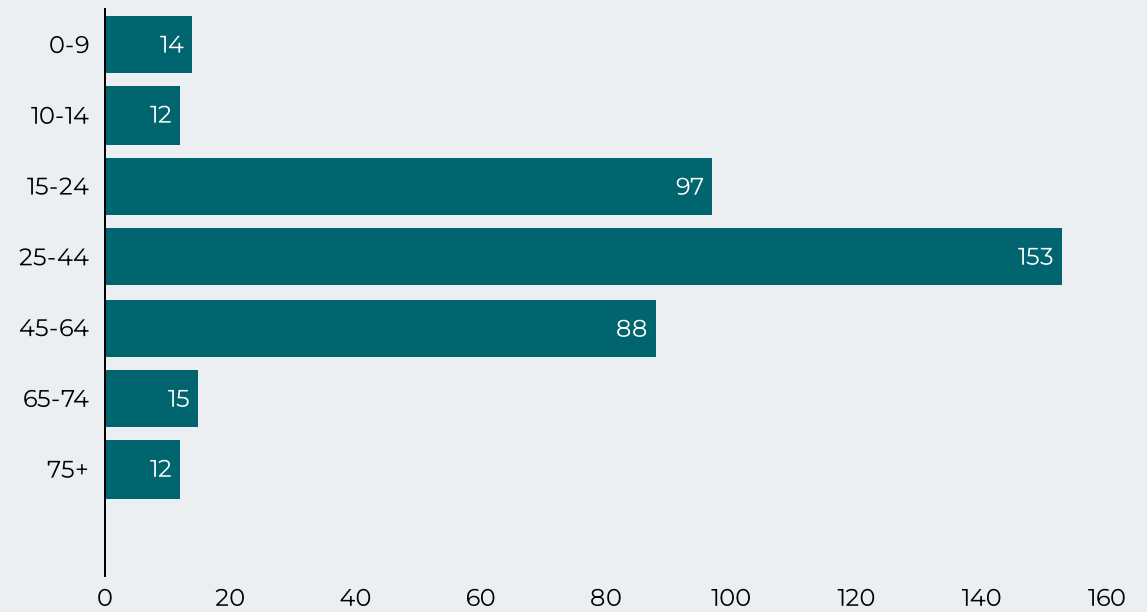
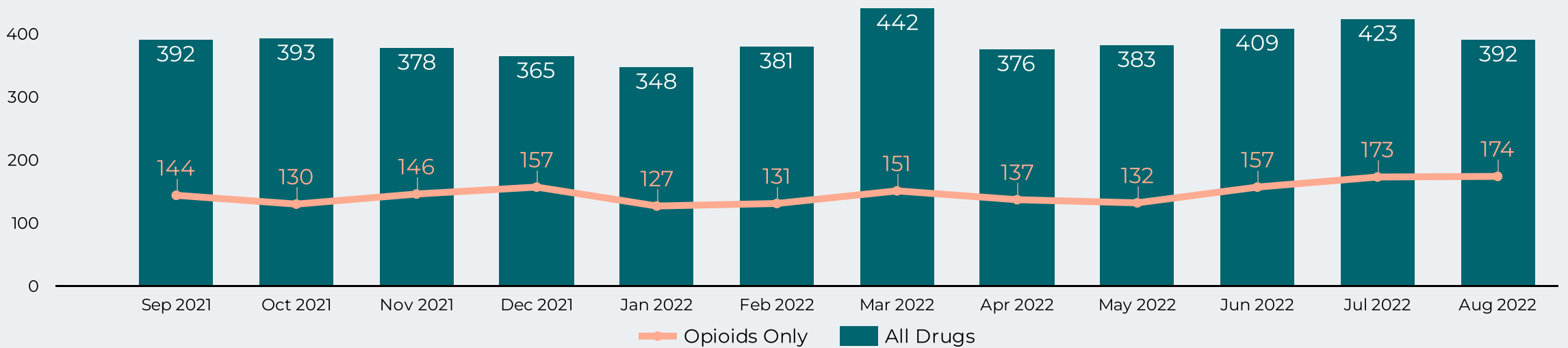



Figure 14: Count of All Drug VS Opioid-Related Visits To Emergency Department



*Counts of Fentanyl related-use are also included in opioids counts.

Riverside County Region Key



NAME	Region
Corona	Northwest
Coronita	Northwest
Eastvale	Northwest
El Cerrito	Northwest
El Sobrante	Northwest
Good Hope	Northwest
Home Gardens	Northwest
Jurupa Valley	Northwest
Lake Mathews	Northwest
Lakeview	Northwest
March ARB	Northwest
Mead Valley	Northwest
Moreno Valley	Northwest
Norco	Northwest
Nuevo	Northwest
Perris	Northwest
Riverside	Northwest
Romoland	Northwest
Temescal Valley	Northwest
Woodcrest	Northwest
Canyon Lake	Southwest
French Valley	Southwest
Lake Elsinore	Southwest
Lakeland Village	Southwest
Meadowbrook	Southwest

NAME	Region
Menifee	Southwest
Murrieta	Southwest
Temecula	Southwest
Warm Springs	Southwest
Wildomar	Southwest
Aguanga	Mid
Anza	Mid
Banning	Mid
Beaumont	Mid
Cabazon	Mid
Calimesa	Mid
Cherry Valley	Mid
East Hemet	Mid
Green Acres	Mid
Hemet	Mid
Homeland	Mid
Idyllwild-Pine Cove	Mid
Lake Riverside	Mid
Mountain Center	Mid
San Jacinto	Mid
Valle Vista	Mid
Winchester	Mid
Bermuda Dunes	Coachella Valley
Cathedral City	Coachella Valley
Coachella	Coachella Valley

NAME	Region
Desert Edge	Coachella Valley
Desert Hot Springs	Coachella Valley
Desert Palms	Coachella Valley
Garnet	Coachella Valley
Indian Wells	Coachella Valley
Indio	Coachella Valley
Indio Hills	Coachella Valley
La Quinta	Coachella Valley
Mecca	Coachella Valley
North Shore	Coachella Valley
Oasis	Coachella Valley
Palm Desert	Coachella Valley
Palm Springs	Coachella Valley
Rancho Mirage	Coachella Valley
Sky Valley	Coachella Valley
Thermal	Coachella Valley
Thousand Palms	Coachella Valley
Vista Santa Rosa	Coachella Valley
Whitewater	Coachella Valley
Blythe	East
Desert Center	East
Mesa Verde	East
Ripley	East