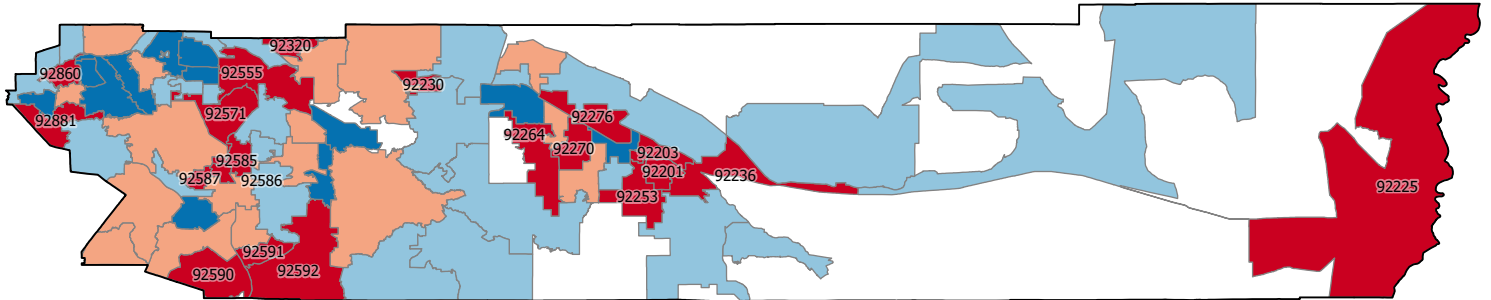


## Increasing Distribution and Use of Narcan in High Opioid Death Areas Could Help Save Lives



Priority Areas for Narcan Distribution by Zip Code: Opioid Overdose Deaths vs. EMS Pre-Arrival Narcan Use (Jan-July 2024)

High Opioid Overdose Deaths - Low Narcan Administration Prior to EMS Arrival

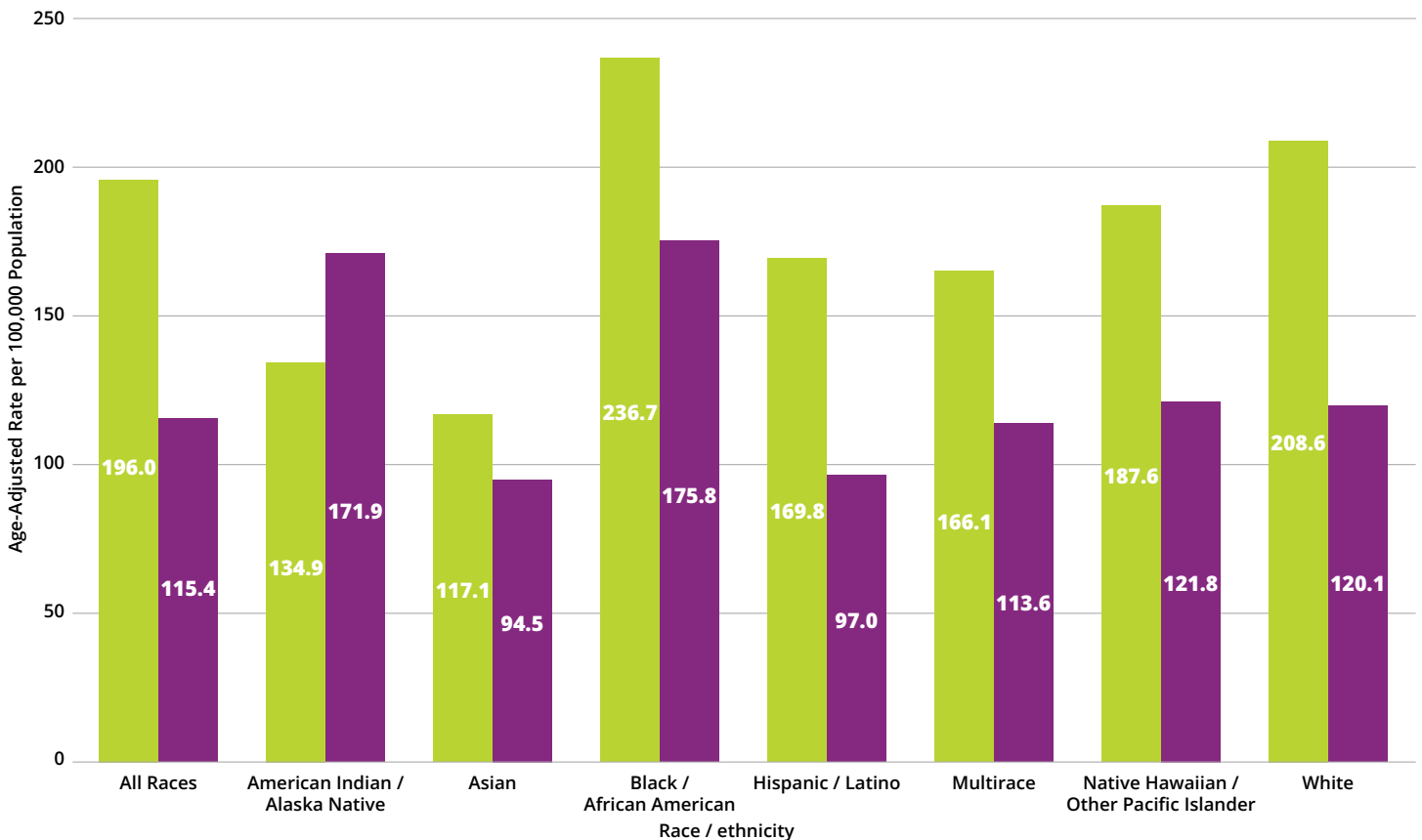


Source: FirstWatch, "Incident Data," 2024.  
California Integrated Vital Records System (CAL-IVRS), 2024.  
California Comprehensive Death File (CCDF), 2024 preliminary data.

Notes: Opioid-Overdose Deaths in relationship to EMS Calls where Narcan was administered Prior to EMS Arrival

High Narcan Administration Prior to EMS Arrival - Low Opioid Overdose Deaths

## Heart Disease Mortality is Highest Among Males in Riverside County, 2022

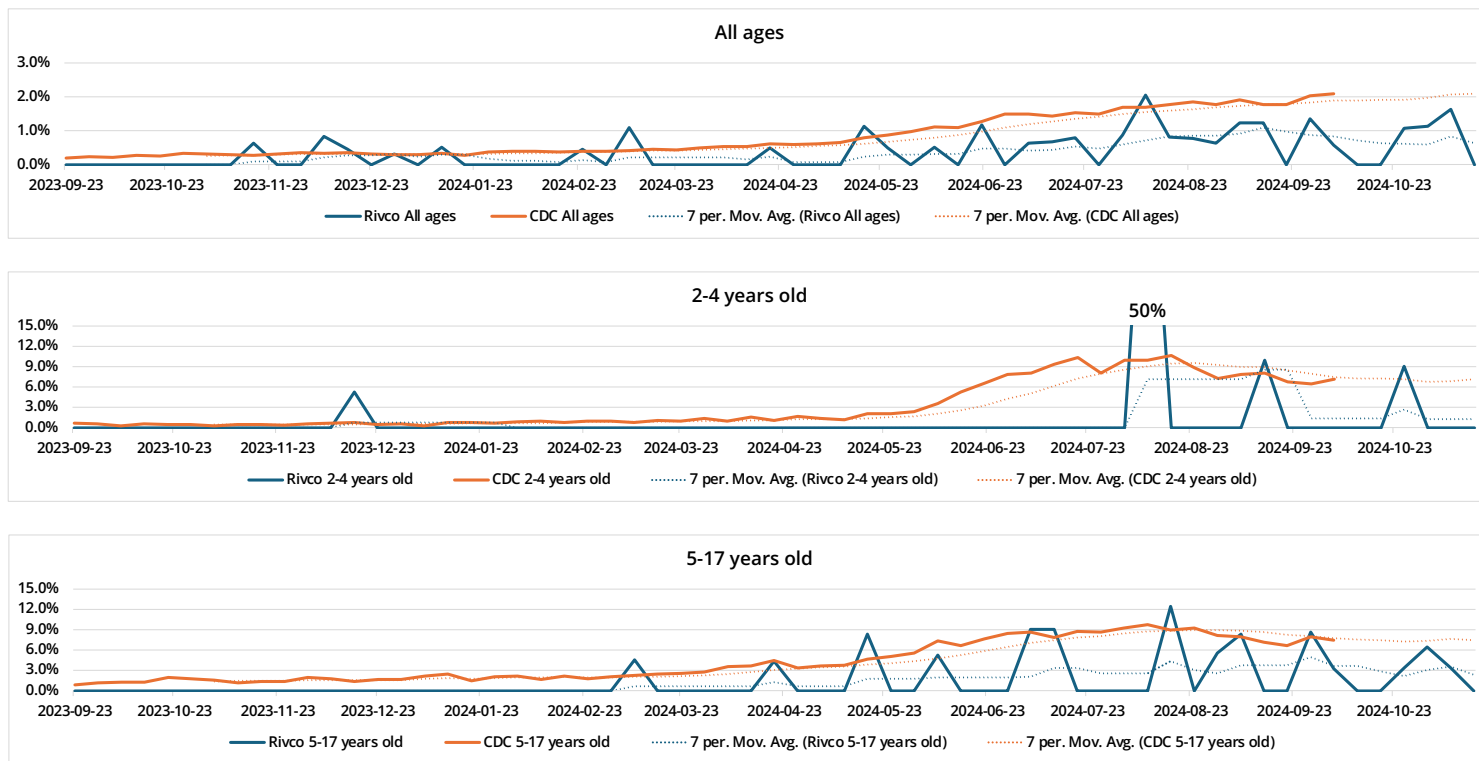


Source: California Integrated Vital Records System (Cal-IVRS), California Comprehensive Death File (CCDF), Riverside County, 2022.

Notes: Mortality rates were calculated using ICD-10 Codes for Heart Disease [I00-I09, I11, I13, I21-I22, I24, I25.0, I20, I25.1-I25.9, I33, I30-I31, I40, I50, I26-I28, I34-I38, I42-I49, I51] in the final cause field.

Male Female

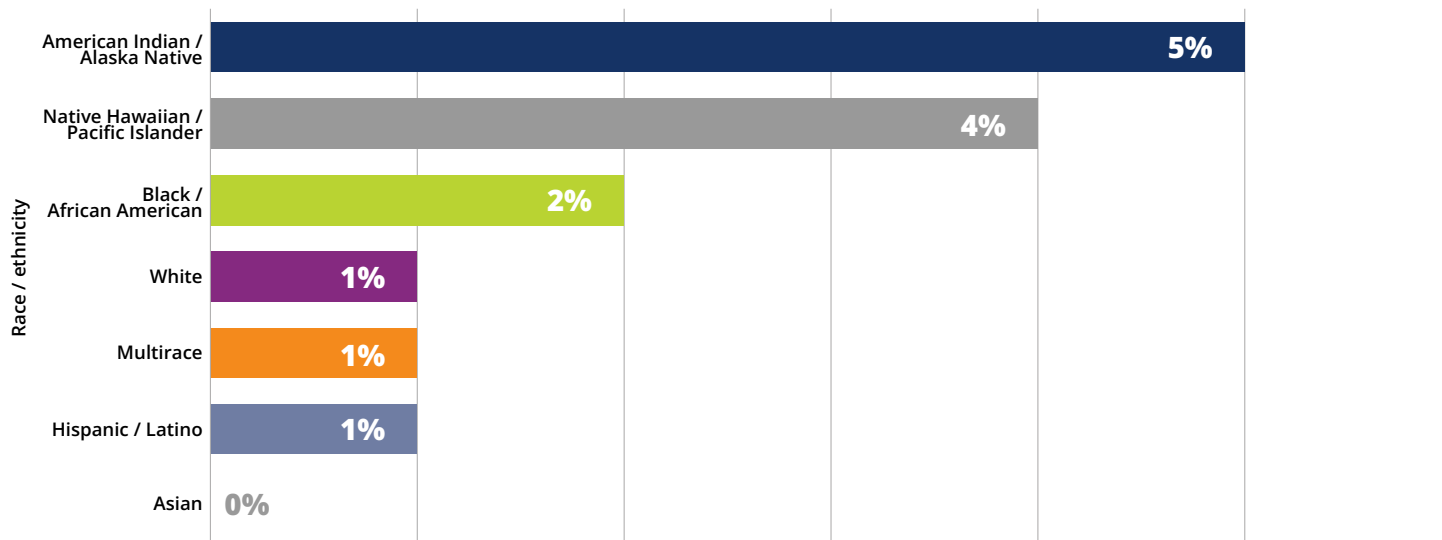
## Percentage of Pneumonia-associated ED Visits with an *Mycoplasma Pneumoniae*\* Diagnosis is Increasing, but Lower than the National Average



Source: NSSP and CDC (<https://www.cdc.gov/mycoplasma/php/surveillance/index.html>)

Notes: \**Mycoplasma pneumoniae* is a common cause of walking pneumonia. Large fluctuations in percentages due to low case counts in Riverside County. 7-week-moving averages were used to better compare trends over time. CDC data available from 9/17/2023 to 10/5/2023 only

## American Indian / Alaska Native Birthing Parents were Least Likely to Have Prenatal Care

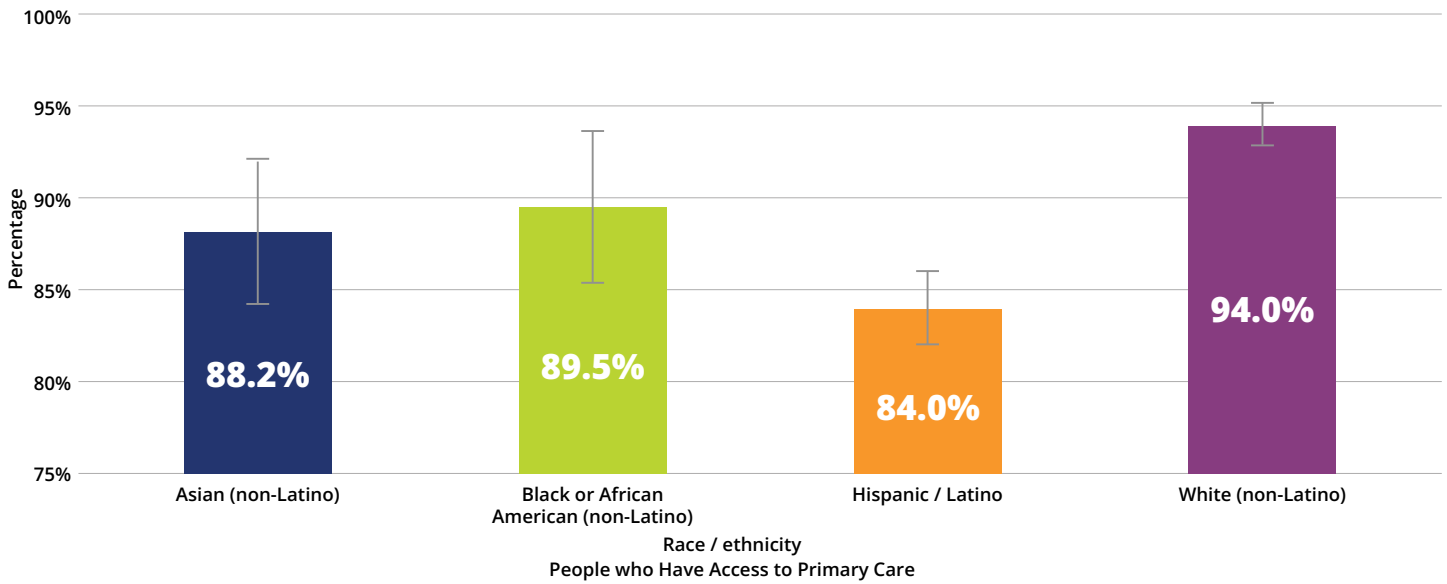


Percentage of No Prenatal Care by Race / Ethnicity, Riverside County (2018-2022)

Source: California Department of Public Health (CDPH), Center for Health Statistics and Informatics (CHSI). (2019-2023). California Integrated Vital Records System (Cal-IVRS). California Comprehensive Birth File (CCBF).

Notes: Total may not add to 100% due to rounding of percentages. Any records with zip codes outside of Riverside County were excluded from this analysis.

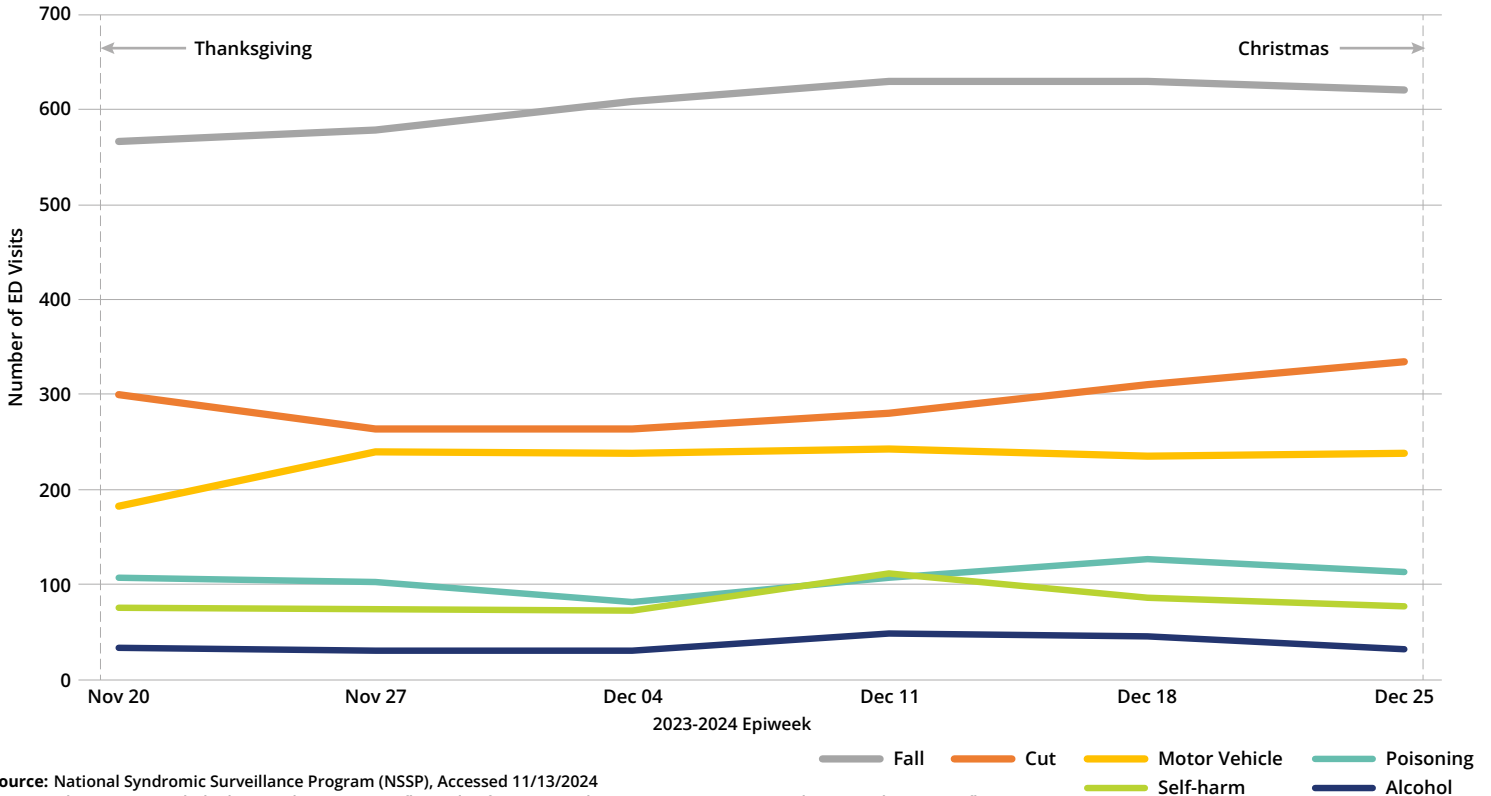
## Access to Primary Care is Lowest among Hispanic / Latino Population



Source: 2020, 2021, 2022, 2023 California Health Interview Survey

Notes: Native Hawaiian / Pacific Islander, American Indian / Alaska Native are not presented due to the estimates were statistically unstable

## ED Visits Related to Falls Increased during the Holiday Season in Riverside, 2023



Source: National Syndromic Surveillance Program (NSSP), Accessed 11/13/2024

Notes: Observations include those with a "Category\_flat" value for injury and injury type was categorized using "SubCategory\_flat".

Source: Epidemiology and Program Evaluation  
Submit a Data Request:

<https://www.ruhealth.org/public-health/epidemiology-program-evaluation>

